

# CASSETTE INDOOR UNITS

## MULTI VARIABLE SERIES

MODEL			MV-C12BI2	MV-C18BI2	MV-C24BI2		
Capacity cooling/heating 1)	Nominal	kW	3,5 / 4,0	5,0 / 5,5	7,0 / 8,0		
Power supply		Hz / V	1~ / 50 / 220-240	1~ / 50 / 220-240	1~ / 50 / 220-240		
Airflow of ID	SH/H/M/L	m <sup>3</sup> / h	560 / 490 / 420 / 350	650 / 490 / 420 / 350	1100 / 950 / 870 / 800		
Sound pressure level of ID at 1,4m 4)	SH/H/M/L	dB(A)	41 / 36 / 32 / 28	43 / 36 / 32 / 28	46 / 44 / 42 / 37		
Sound power of ID 4)	SH/H/M/L	dB(A)	57 / 52 / 48 / 44	59 / 52 / 48 / 44	61 / 59 / 57 / 55		
External static pressure	nom/min-max	Pa	-	-	-		
Dehumidifying volume		l / h	1,4	1,8	2,5		
Refrigerant type		Type	R32	R32	R32		
Pipe diameter - liquid side 5)		inch / mm	¼ / 6,0	¼ / 6,0	¼ / 6,0		
Pipe diameter - gas side 5)		inch / mm	¾ / 9,5	¾ / 12,0	¾ / 16,0		
Dimension of ID	w x h x d	mm	570 x 265 x 570	570 x 265 x 570	840 x 240 x 840		
Dimension of panel	w x h x d	mm	620 x 47,5 x 620	620 x 47,5 x 620	950 x 52 x 950		
Package dimension of ID	w x h x d	mm	698 x 295 x 653	698 x 295 x 653	963 x 325 x 963		
Package dimension of panel	w x h x d	mm	701 x 125 x 701	701 x 125 x 701	1033 x 112 x 1038		
Weight of ID	net / gross	kg	17 / 22	17 / 22	29 / 36		
Weight of panel	net / gross	kg	3,0 / 4,0	3,0 / 4,0	6,0 / 9,5		
Set temperature range		°C	16 ~ 30	16 ~ 30	16 ~ 30		
<b>ADDITIONAL TECHNICAL INFORMATION</b>							
Screw holes distance	w x d	mm	See service manual				
Communication cable		mm <sup>2</sup>	4 x 1,0	4 x 1,0	4 x 1,0		
Recommended power cable 11)		mm <sup>2</sup>	Outdoor unit power supplied				
Recommended air switch		A	Outdoor unit power supplied				
<b>EQUIPMENT</b>							
Plasma generator			-	-	-		
Wifi module			-	-	-		
Drain pump			✓	✓	✓		
Max. lift (from bottom of ID unit)		mm	500	500	500		
Dry contact (DN/OFF)			✓	✓	✓		
Alarm contact			-	-	-		
Fresh air inlet			✓	✓	✓		
Decorative panel			✓	✓	✓		
<b>STANDARD ACCESSORIES</b>							
Standard health filter			-	-	-		
Remote controller (IR)			YT1F	YT1F	YT1F		
Wired controller			✓	✓	✓		
<b>OPTIONAL ACCESSORIES</b>							
Optional health filters			-				
Wired controller			SWC-02				
Central controller			SCC-16, SCC-36				
Other			G2S, G2S-T, SBG-01				

The specification of products is subject to change based on further development of the units by the producer and can be changed without prior notice. Refer to rating label.

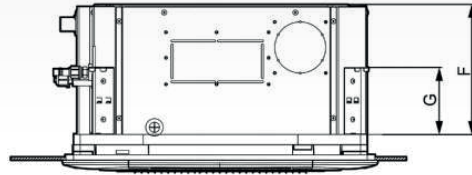
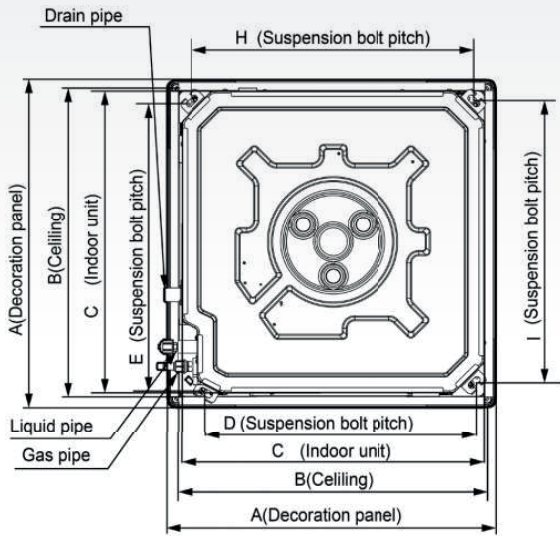
R32 (single component refrigerant HFC), GWP of refrigerant used: 675. Contains fluorinated greenhouse gases covered by the Kyoto Protocol. Explanatory notes on the very last page of the catalogue.

These indoor units may be combined with other indoor units from MULTI VARIABLE series, it is essential to follow combinations recommended in the combination table.

# APPEARANCE AND DIMENSIONS OF INDOOR UNIT

MV-C12BI2

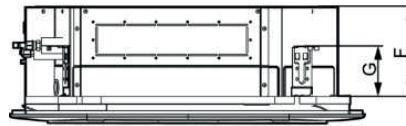
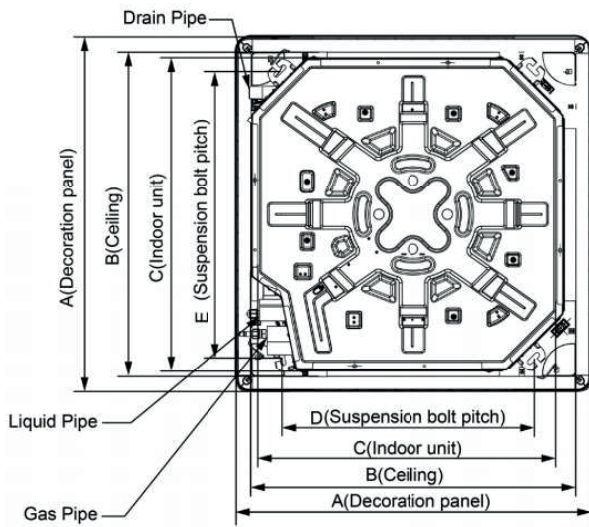
MV-C18BI2



Model	A	B	C	D	E	F	G	H	I
MV-C12BI2	620	580	570	505	550	265	140	530	530
MV-C18BI2	620	580	570	505	550	265	140	530	530

units: mm

MV-C24BI2



Model	A	B	C	D	E	F	G
MV-C24BI2	950	870	840	680	780	240	135

units: mm