

DUCT INDOOR UNITS

UNI SPLIT 2 SERIES

MODEL			ASD-12BI2 / ASGE-12BI2	ASD-18BI2 / ASGE-18BI2	ASD-24BI2 / ASGE-24BI2	ASD-30BI2 / ASGE-30BI2
Capacity cooling / heating 1)	Nominal	kW	3,5 / 4,0	5,3 / 5,6	7,1 / 8,0	8,5 / 8,8
Power supply		Hz / V	1~ / 50-60 / 220-240	1~ / 50-60 / 220-240	1~ / 50-60 / 220-240	1~ / 50-60 / 220-240
Energy class cooling 3)			A++	A++	A++	A++
Pdesign cooling		kW	3,5	5,3	7,1	8,5
SEER			6,5	6,3	6,6	6,4
Annual power consumption		kWh / annum	189	294	377	465
Energy class heating 3)	Average climate		A+	A+	A+	A+
Pdesign heating	Average climate	kW	3,0	3,9	4,7	6,0
SCOP	Average climate		4,0	4,0	4,1	4,1
Annual power consumption	Average climate	kWh / annum	1050	1365	1605	2049
Air flow of ID	H	m ³ / h	600/550/500/400	900/800/700/600	1100/1000/900/800	1400/1300/1100/1000
Sound pressure of ID at 1,4m 4)	SH/H/M/L	dB(A)	35/33/32/30	36/35/33/31	37/35/33/31	43/41/39/37
Sound power of ID 4)	H	dB(A)	56 / - / - / -	59 / - / - / -	58 / - / - / -	65 / - / - / -
External static pressure	nom / min-max	Pa	0-80	0-80	0-160	0-160
Refrigerant type		Type	R32	R32	R32	R32
Pipe diameter - liquid side 5)		inch / mm	¼ / 6,4	¼ / 6,4	¾ / 9,5	¾ / 9,5
Pipe diameter - gas side 5)		inch / mm	¾ / 9,5	½ / 12,7	¾ / 15,9	¾ / 15,9
Dimension of ID	w × h × d	mm	700 × 450 × 200	1000 × 450 × 200	900 × 655 × 260	900 × 655 × 260
Package dimension of ID	w × h × d	mm	1008 × 568 × 275	1308 × 568 × 275	1115 × 772 × 320	1115 × 772 × 320
Weight of ID	netto / brutto	kg	18,0 / 22,0	24,0 / 29,0	29,5 / 33,5	29,5 / 33,5
Set temperature range		°C	16-30	16-30	16-30	16-30
ADDITIONAL TECHNICAL INFORMATION						
Communication cable		mm ²	4-wire cable *			
Recommended power cable		mm ²	Outdoor unit power supplied			
Recommended air switch		A	Outdoor unit power supplied			
EQUIPMENT						
Plasma generator			-	-	-	-
WiFi module			(integrated in SWC-05W wired controller)			
Drain pump			✓	✓	✓	✓
Max. lift (from bottom of ID unit)		mm	1000	1000	1000	1000
Door contact			✓	✓	✓	✓
Alarm contact			-	-	-	-
Fresh air inlet			✓	✓	✓	✓
STANDARD ACCESSORIES						
Standard health filter			-	-	-	-
Remote controller (IR)			-	-	-	-
Wired controller			SWC-05W	SWC-05W	SWC-05W	SWC-05W
OPTIONAL ACCESSORIES						
Optional health filters			-	-	-	-
Wired controller with weekly timer			SWC-07	SWC-07	SWC-07	SWC-07
Central controller			SCC-36			
MODBUS gateway			SMG-01			
BACNET gateway			SBG-01			
Dry contact gateway			SDG-02			

The specification of products is subject to change based on further development of the units by the producer and can be changed without prior notice. Refer to rating label.

R32 (single component refrigerant HFC), GWP of refrigerant used: 675.

Contains fluorinated greenhouse gases covered by the Kyoto Protocol.

Explanatory notes on the very last page of the catalogue.

It is necessary to combine with an appropriate outdoor unit from UNI SPLIT 2 series (ASGE-xxBI2, ASGE-xxBI2-3).

DUCT INDOOR UNITS

UNI SPLIT 2 SERIES

MODEL			ASD-36B12 / ASGE-36B12-3 / ASGE-36B12	ASD-42B12 / ASGE-42B12-3 / ASGE-42B12	ASD-48B12 / ASGE-48B12-3 / ASGE-48B12	ASD-60B12 / ASGE-60B12-3 / ASGE-60B12-3
Capacity cooling / heating 1)	Nominal	kW	10,5 / 11,5	12,1 / 13,5	13,4 / 15,5	16,0 / 17,0
Power supply		Hz / V	1~ / 50-60 / 220-240	1~ / 50-60 / 220-240	1~ / 50-60 / 220-240	1~ / 50-60 / 220-240
Energy class cooling 3)			A++	A++	A++	A++
Pdesign cooling		kW	10,5	N/A	N/A	N/A
SEER			6,4	6,1	6,1	6,1
Annual power consumption		kWh / annum	574	N/A	N/A	N/A
Energy class heating 3)	Average climate		A+	A+	A+	A+
Pdesign heating	Average climate	kW	7,0	N/A	N/A	N/A
SCOP	Average climate		4,2	4,1	4,0	4,0
Annual power consumption	Average climate	kWh / annum	2333	N/A	N/A	N/A
Air flow of ID	H	m ³ / h	1700/1600/1400/1200	2000/1800/1600/1400	2300/2100/1800/1500	2600/2300/2000/1700
Sound pressure of ID at 1,4m 4)	SH/H/M/L	dB(A)	39/38/37/36	43/42/41/40	43/42/40/38	46/44/42/40
Sound power of ID 4)	H	dB(A)	62 / - / - / -	66 / - / - / -	67 / - / - / -	70 / - / - / -
External static pressure	nom / min-max	Pa	0-160	0-160	0-200	0-200
Refrigerant type		Type	R32	R32	R32	R32
Pipe diameter - liquid side 5)		inch / mm	3/8 / 9,5	3/8 / 9,5	3/8 / 9,5	3/8 / 9,5
Pipe diameter - gas side 5)		inch / mm	1/2 / 15,9	1/2 / 15,9	1/2 / 15,9	1/2 / 15,9
Dimension of ID	w x h x d	mm	1340 x 655 x 260	1340 x 655 x 260	1400 x 700 x 300	1400 x 700 x 300
Package dimension of ID	w x h x d	mm	1568 x 770 x 323	1568 x 770 x 323	1601 x 813 x 365	1601 x 813 x 365
Weight of ID	netto / brutto	kg	43,0 / 49,0	43,0 / 49,0	52,0 / 58,0	55,0 / 62,0
Set temperature range		°C	16-30	16-30	16-30	16-30
ADDITIONAL TECHNICAL INFORMATION						
Communication cable		mm ²	4-wire cable *			
Recommended power cable		mm ²	Outdoor unit power supplied			
Recommended air switch		A	Outdoor unit power supplied			
EQUIPMENT						
Plasma generator			-	-	-	-
WiFi module			(integrated in SWC-05W wired controller)			
Drain pump			✓	✓	✓	✓
Max. lift (from bottom of ID unit)		mm	1000	1000	1000	1000
Door contact			✓	✓	✓	✓
Alarm contact			-	-	-	-
Fresh air inlet			✓	✓	✓	✓
STANDARD ACCESSORIES						
Standard health filter			-	-	-	-
Remote controller (IR)			-	-	-	-
Wired controller			SWC-05W	SWC-05W	SWC-05W	SWC-05W
OPTIONAL ACCESSORIES						
Optional health filters			-	-	-	-
Wired controller with weekly timer			SWC-07	SWC-07	SWC-07	SWC-07
Central controller			SCC-36			
MODBUS gateway			SMG-01			
BACNET gateway			SBG-01			
Dry contact gateway			SDG-02			

The specification of products is subject to change based on further development of the units by the producer and can be changed without prior notice. Refer to rating label.

R32 (single component refrigerant HFC), GWP of refrigerant used: 675.

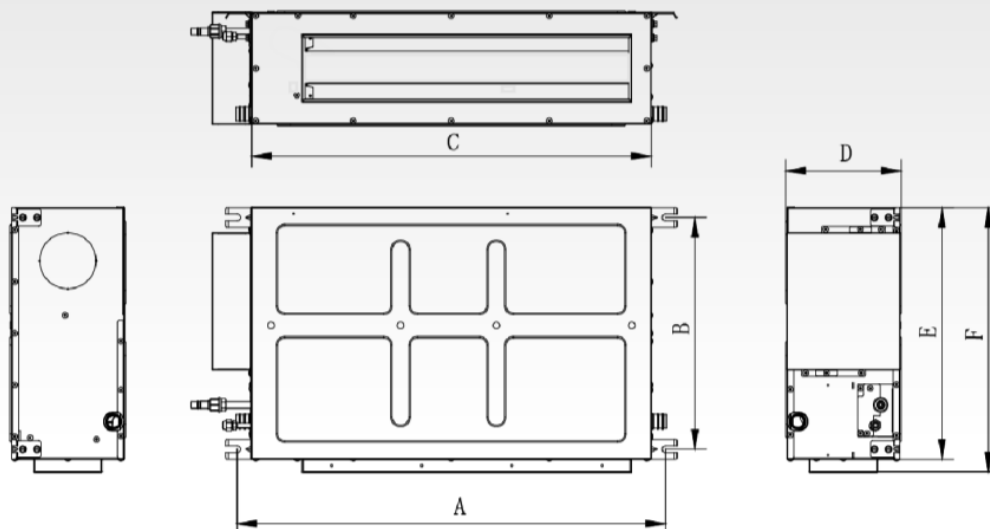
Contains fluorinated greenhouse gases covered by the Kyoto Protocol.

Explanatory notes on the very last page of the catalogue.

It is necessary to combine with an appropriate outdoor unit from UNI SPLIT 2 series (ASGE-xxB12, ASGE-xxB12-3)

APPEARANCE AND DIMENSIONS OF DUCT INDOOR UNITS

UNI SPLIT 2 SERIES

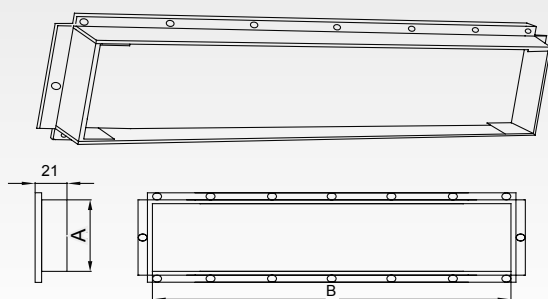


	A	B	C	D	E	F
ASD-12BI2	760	415	700	200	450	486
ASD-18BI2	1060	415	1000	200	450	486
ASD-24BI2	942	590	900	260	655	692
ASD-30BI2	942	590	900	260	655	692
ASD-36BI2	1381	585	1340	260	655	697
ASD-42BI2	1381	585	1340	260	655	697
ASD-48BI2	1440	500	1400	300	700	754
ASD-60BI2	1440	500	1400	300	700	754

DIMENSIONS OF AIR INLET AND OUTLET

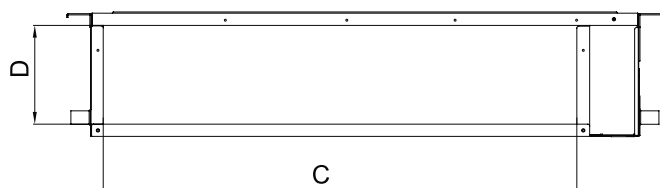
UNI SPLIT 2 SERIES

Air outlet



DIMENSIONS / MODEL	AIR OUTLET		AIR INLET	
	A	B	C	D
ASD-12BI2	120	580	680	200
ASD-18BI2	120	885	975	175
ASD-24BI2	215	740	870	235
ASD-30BI2	215	740	870	235
ASD-36BI2	215	1155	1190	220
ASD-42BI2	215	1155	1190	220
ASD-48BI2	200	1150	1360	260
ASD-60BI2	200	1150	1360	260

Air inlet



units: mm